



802.11ax



AX3000 Whole Home Mesh Wi-Fi AP

Fast, Elegant, Powerful

HX510



▶ 574 Mbps + 2402 Mbps Dual Band Wi-Fi

▶ Two Modes in One

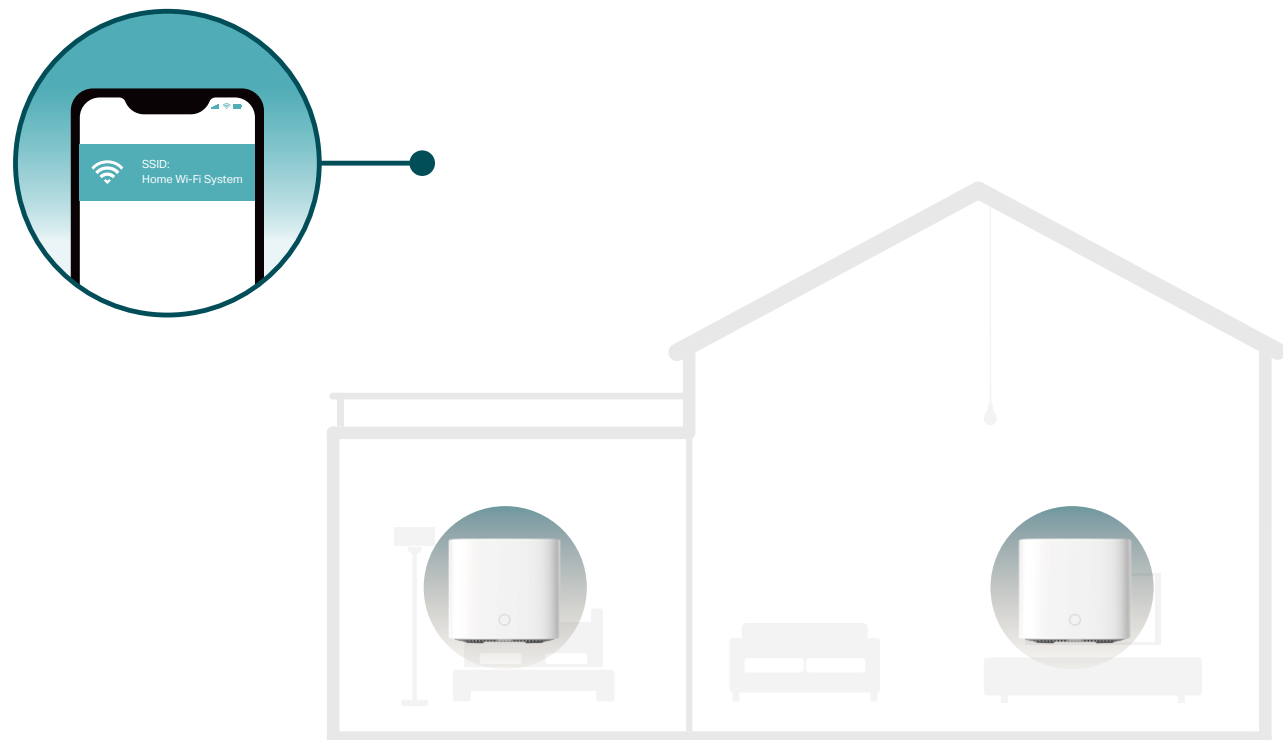
▶ Full Gigabit Ports

▶ EasyMesh Feature Supported

Highlights

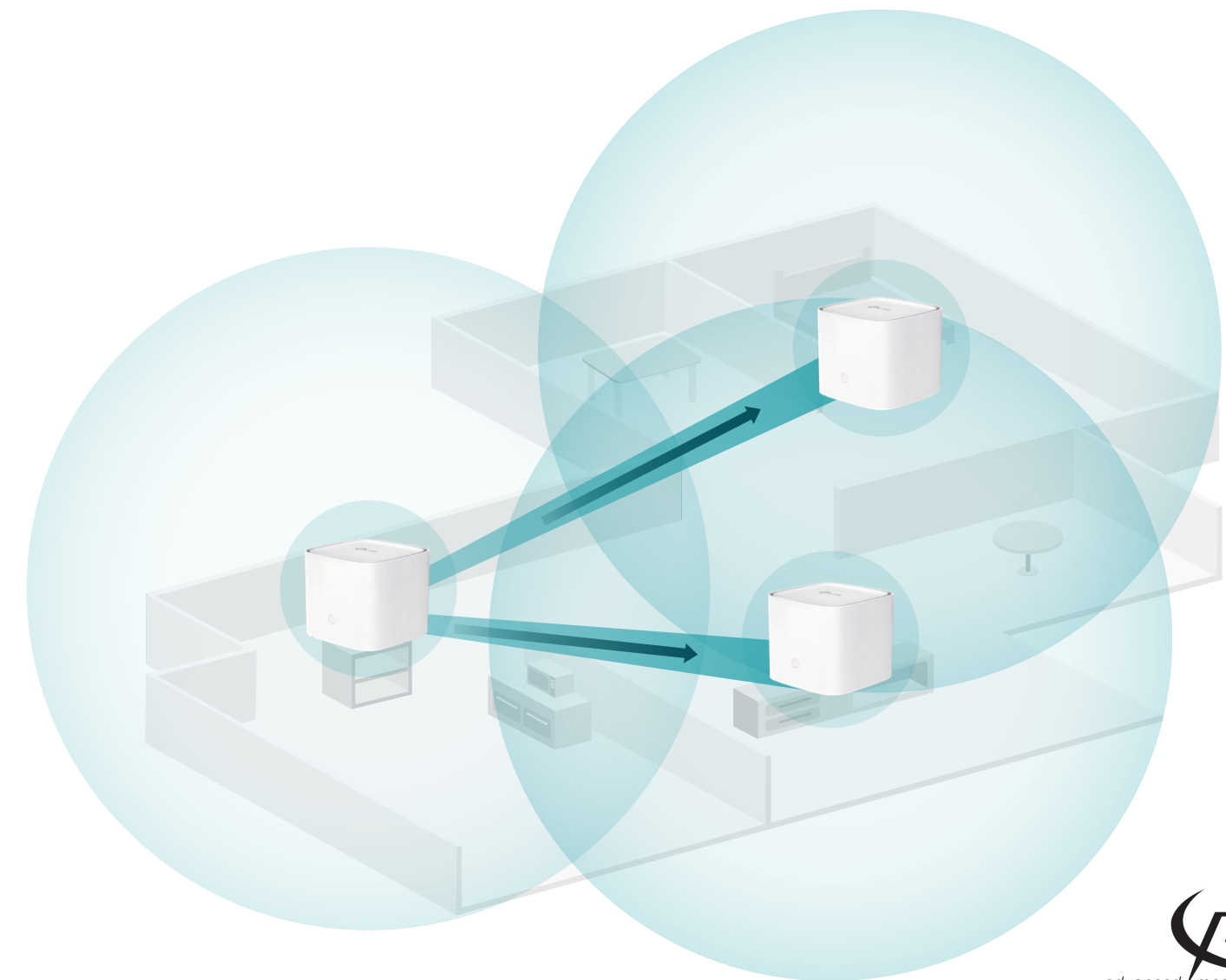
Seamless Roaming with One Wi-Fi Name

Provided with super coverage via 2-pack or more mesh APs, you can enjoy seamless Wi-Fi in every room. Client Steering & Band Steering intelligently connect devices to the mesh AP with the strongest signal – no more sudden dropout when moving devices to different rooms. A unified wireless network (SSID) is used throughout the whole home.



Wireless, Hassle-free Installation

Each mesh AP is peer to peer, so after complete the installation of the Main AP, by just pressing the WPS buttons on Main AP and add-on mesh AP, the add-on mesh AP will sync automatically with the Main AP to expand your network.

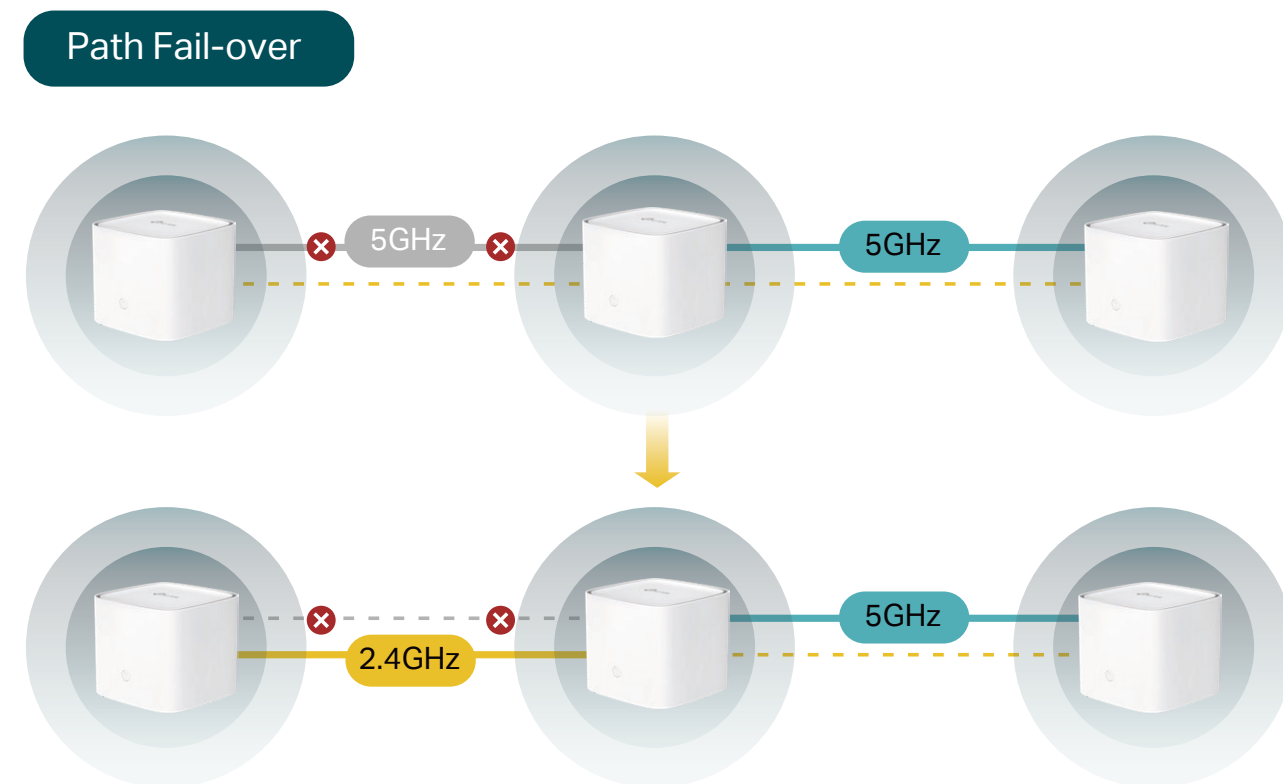


Highlights

Robust Smart Wi-Fi Connection

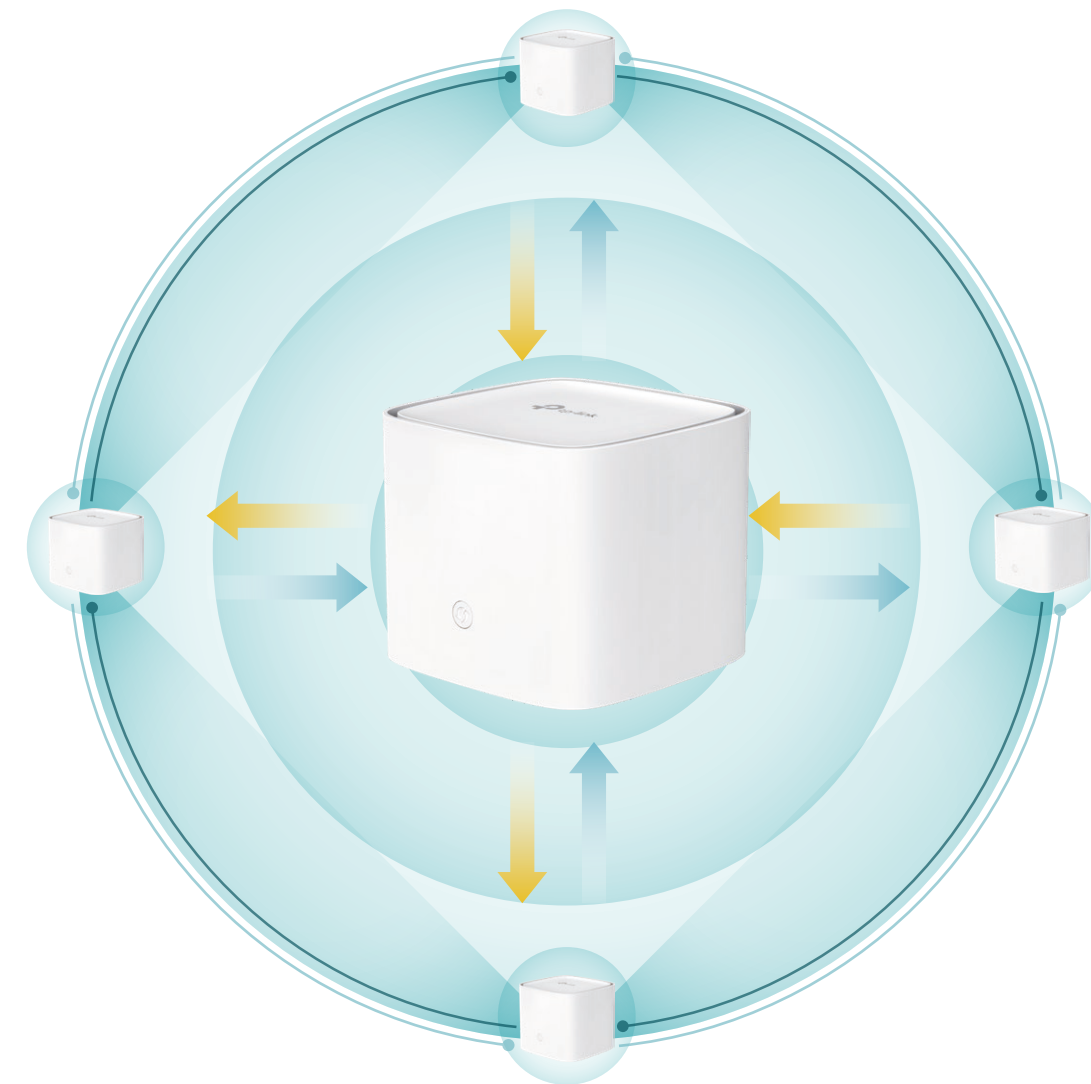
In TP-Link mesh Wi-Fi system, if a link is not usable for any reason, network resources could still be available via a second link as a fail-safe.

■ 2.4GHz ■ 5GHz ■ Not available ■ Network Congestion



Cater for Standardized Mesh Technology

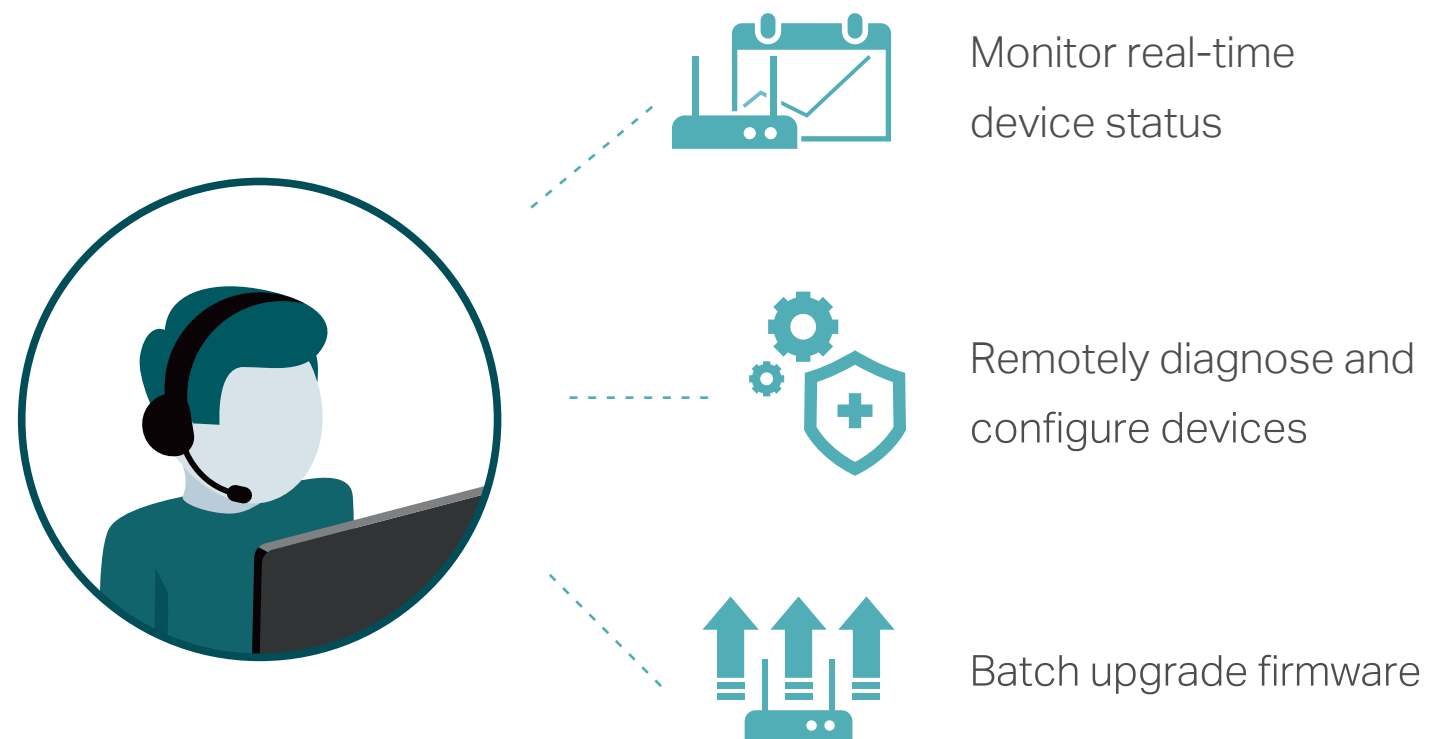
EasyMesh is a standard mesh technology developed by Wi-Fi Alliance. HX510 adopts EasyMesh technology, which has further improved and standardized Wi-Fi functions, such as Wi-Fi diagnostics, channel selection and traffic separation.



Highlights


TR-069 Remote Management

Complied with TR-069 standard, service providers can manage devices remotely without any user interaction. Deployment is simplified while operating and maintenance costs are cut.



Gigabit Internet Access

Take full advantage of your broadband with speed up to 1 Gbps with a Gigabit WAN/LAN port. Plug your PCs and smart TVs into one of the Two Gigabit LAN ports for fast and reliable wired connections.




Features



Speed

- **Ultimate Wireless Speed** – Support HE160 on 5GHz, combined wireless speeds of up to 574 Mbps (over 2.4 GHz) and 2402 Mbps (over 5 GHz)
- **Gigabit Wired Speed** – 3× Gigabit ports provide sufficient connectivity
- **802.11 ax** – Take your Wi-Fi to the next level while being backwards compatible with 802.11a/b/g/n/ac Wi-Fi standards.



Wi-Fi Range

- **Optimal Range Wi-Fi** – High-performance internal antennas ensure widespread Wi-Fi coverage and a stable connection
- **Wi-Fi with Beamforming** – Beamforming technology locates the connected devices and further improves the signal strength toward these devices, delivering a more reliable and efficient wireless connection



Reliability

- **Simultaneous Dual Band** – Separate Wi-Fi bands enable more devices to connect to your network without a drop in performance
- **Path Fail-over** – Network resources could still be available via a second link as a fail-safe when a backhaul link is not usable for any reason
- **Airtime Fairness** – Balances bandwidth to improve throughput and reliability for all connected devices



Features



Ease of Use

- Fast Connection – Connect wireless devices securely with the press of WPS button
- Online Upgrade – Support firmware upgrade on the Web UI locally and online upgrade remotely.



Security

- Multi-SSID – Keep your main network secure by creating a separate network for friends and visitors
- Encryptions for Secure Network – WPA/WPA2/WPA3 Personal, WPA/WPA2 Enterprise provide active protection against security threats
- Parental Control – Manage when and how connected devices can access the internet
- VPN Server – Open VPN, PPTP VPN and IPSec VPN are supported, making it easy to set up a secure connection between your private network and the internet



Easy Management

- Intuitive Web UI – Ensures quick and simple installation
- Remote Management – Complied with TR-069 standard, which can manage devices remotely without any user interaction



Specifications

Hardware

- Interface: 2*10/100/1000Mbps LAN Ports, 1*10/100/1000Mbps WAN/LAN Port
- Buttons: WPS Button, Reset Button
- CPU: Dual-Core, 1GHz
- External Power Supply: 12VDC/1.5A
- Antenna Type: Internal antennas
- Dimensions (W x D x H): 4.7 x 4.7 x 3.8 in (120 x 120 x 96.5 mm)



Wireless

- Wireless Standards: IEEE 802.11a/n/ac/ax 5GHz, IEEE 802.11b/g/n/ax 2.4GHz
- Frequency: 2.4GHz and 5GHz
- Signal Rate: 5 GHz: Up to 2402 Mbps, 2.4 GHz: Up to 574 Mbps
- Transmit Power: FCC: <30 dBm, CE: <20 dBm (2.4 GHz), <23 dBm (5 GHz)
- Wireless Function: 1024-QAM, Beamforming, Band Steering, Airtime Fairness
- Wireless Security: WPA/WPA2/WPA3 Personal, WPA/WPA2 Enterprise

Specifications

Software

- Protocols: Support IPv4 and IPv6
- Management: Local Management, Remote Management, TR-069(TR-098/TR-181), TR-111, TR-143
- Multi-SSID: Up to 4 SSIDs for each band
- DHCP: Server, Client
- Firewall Security: SPI Firewall
- WAN Connection Type: Dynamic IP/Static IP/PPPoE/L2TP/PPTP
- Working Mode: Router, Access Point
- Mesh: EasyMesh, IEEE 802.11k/v/r, Ethernet Backhaul, Seamless Roaming
- Support IPTV, IGMPV2/3 and IGMP Snooping
- Quality of Service: WMM
- Parental Controls
- LED Schedule
- Wi-Fi Schedule

Others

- Certification: CE, FCC
- System Requirements:
Internet Explorer 11+, Firefox 12.0+, Chrome 20.0+, Safari 4.0+, or other JavaScript-enabled browser
Cable or DSL Modem (if needed)
Subscription with an internet service provider (for internet access)
- Environment:
Operating Temperature: 0°C~40°C (32°F~104°F), Storage Temperature: -40°C~70°C (-40°F ~158°F)
Operating Humidity: 10%~90% non-condensing, Storage Humidity: 5%~90% non-condensing
- Package Contents:
AX3000 Whole Home Mesh Wi-Fi AP
Power Adapter
RJ45 Ethernet Cable
Quick Installation Guide

